

DOUGLAS FOREST RV RESORT















RATES:


TWO PERSONS W/ ELECTRIC	/ CABLE TV / WIFI.....
WITH SEWER.....	PER CHILD.....
ADDITIONAL ADULT.....	WEEKLY RATE FOR TWO.....
MONTHLY RATE FOR TWO.....	

ROUTE 16

LEGEND

- | | | | |
|---|------------------------------|---|------------|
|  | 30 AMP WATER ONLY BACK IN |  | LAUNDRY |
|  | 30 AMP W+S BACK IN |  | DOG WALK |
|  | 30 AMP W+S PULL THROUGH |  | PLAYGROUND |
|  | 30/50 AMP WATER ONLY BACK IN |  | SWIMMING |
|  | 30/50 AMP W+S PULL THROUGH |  | RESTROOM |
|  | DRY CAMP RV SITES |  | DUMPSTER |

SITE #

 508-943-1895

 106 Douglas Rd #16,
Webster, MA 01516